دفتر فناوری و اطلاعات

واحد شبکه و سخت افزار

آموزش نصب آنتی ویروس endpoint

برای نصب آنتی ویروس مراحل را یکی پس از دیگری مطابق تصاویر پی گیری نموده و پیش روید :

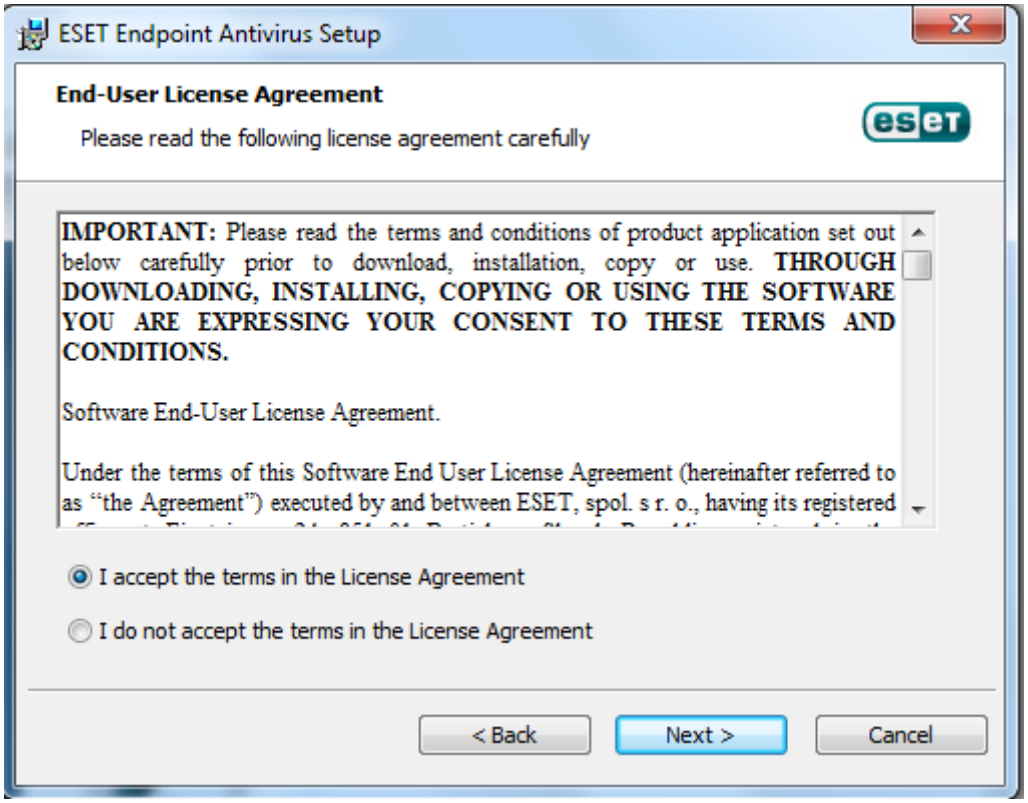
ESET Endpoint Antivirus Setup
End-User License Agreement
Please read the following license agreement carefully
IMPORTANT: Please read the terms and conditions of product application set out below carefully prior to download, installation, copy or use. THROUGH DOWNLOADING, INSTALLING, COPYING OR USING THE SOFTWARE YOU ARE EXPRESSING YOUR CONSENT TO THESE TERMS AND CONDITIONS.
Software End-User License Agreement.
Under the terms of this Software End User License Agreement (hereinafter referred to as "the Agreement") executed by and between ESET, spol. s r. o., having its registered
I accept the terms in the License Agreement
I do not accept the terms in the License Agreement
< Back
Next >
Cancel

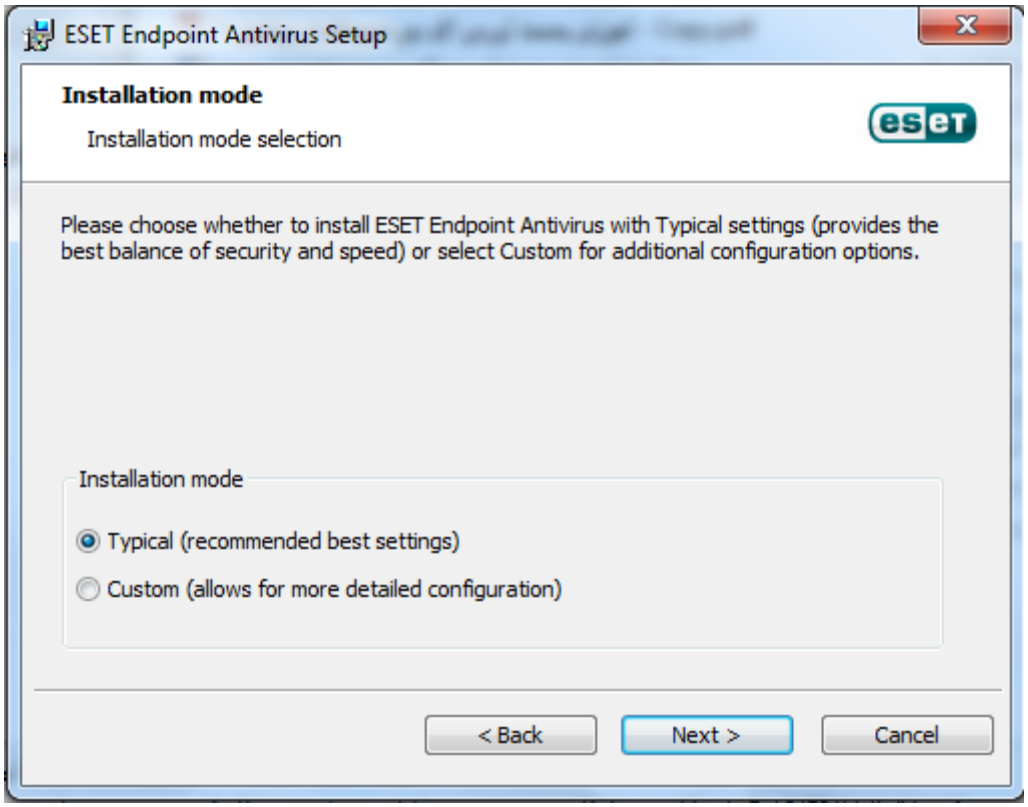
ESET Endpoint Antivirus Setup
Installation mode
Installation mode selection
Please choose whether to install ESET Endpoint Antivirus with Typical settings (provides the best balance of security and speed) or select Custom for additional configuration options.
Installation mode
Typical (recommended best settings)
Custom (allows for more detailed configuration)
< Back
Next >
Cancel

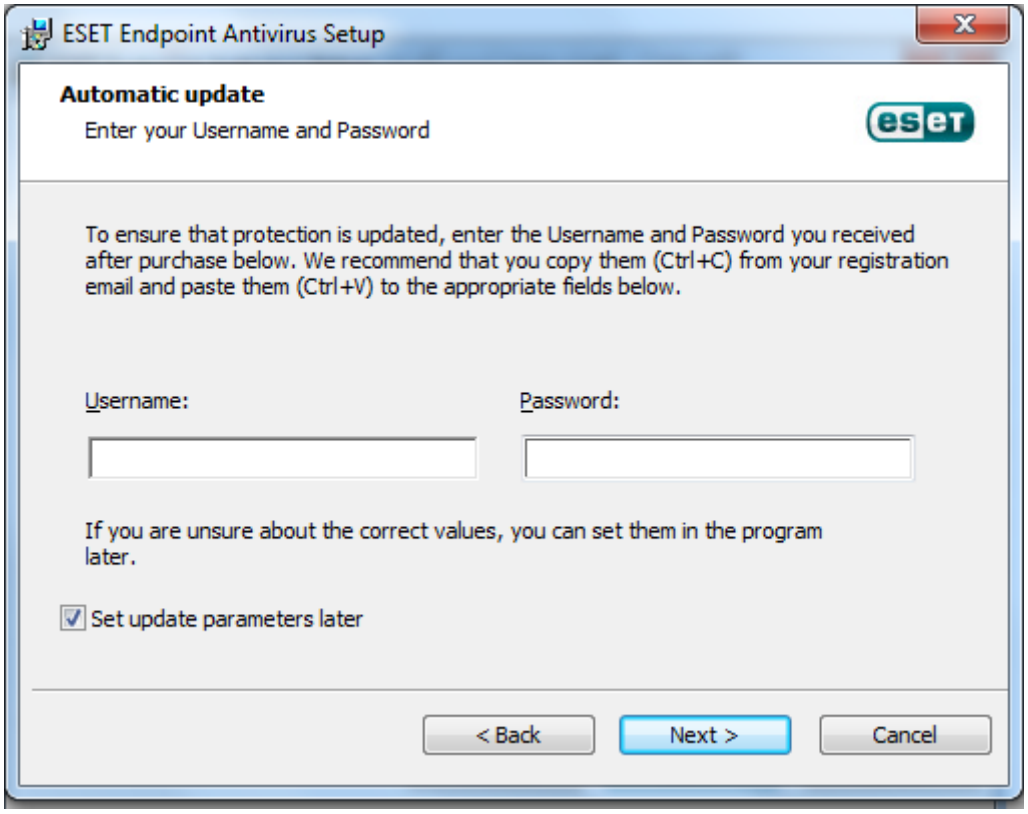
ESET Endpoint Antivirus Setup
Automatic update
Enter your Username and Password
To ensure that protection is updated, enter the Username and Password you received after purchase below. We recommend that you copy them (Ctrl+C) from your registration email and paste them (Ctrl+V) to the appropriate fields below.
Username:
Password:
If you are unsure about the correct values, you can set them in the program later.
Set update parameters later
< Back
Next >
Cancel

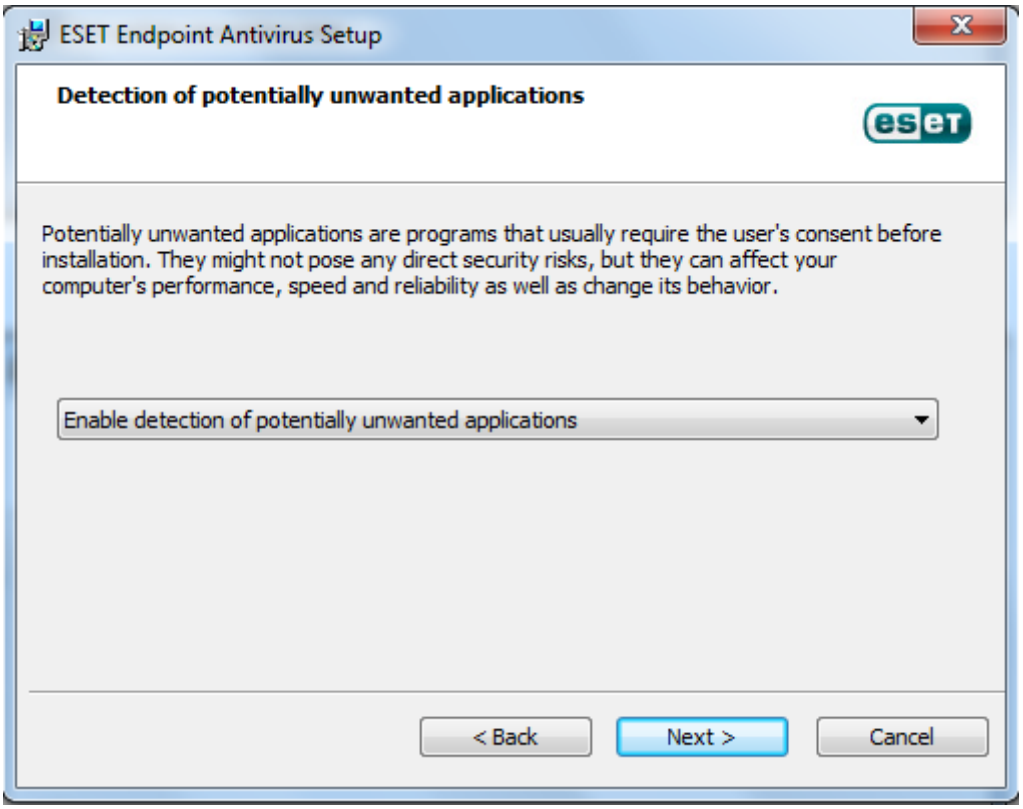
ESET Endpoint Antivirus Setup
Detection of potentially unwanted applications
Potentially unwanted applications are programs that usually require the user's consent before installation. They might not pose any direct security risks, but they can affect your computer's performance, speed and reliability as well as change its behavior.
Enable detection of potentially unwanted applications
< Back
Next >
Cancel

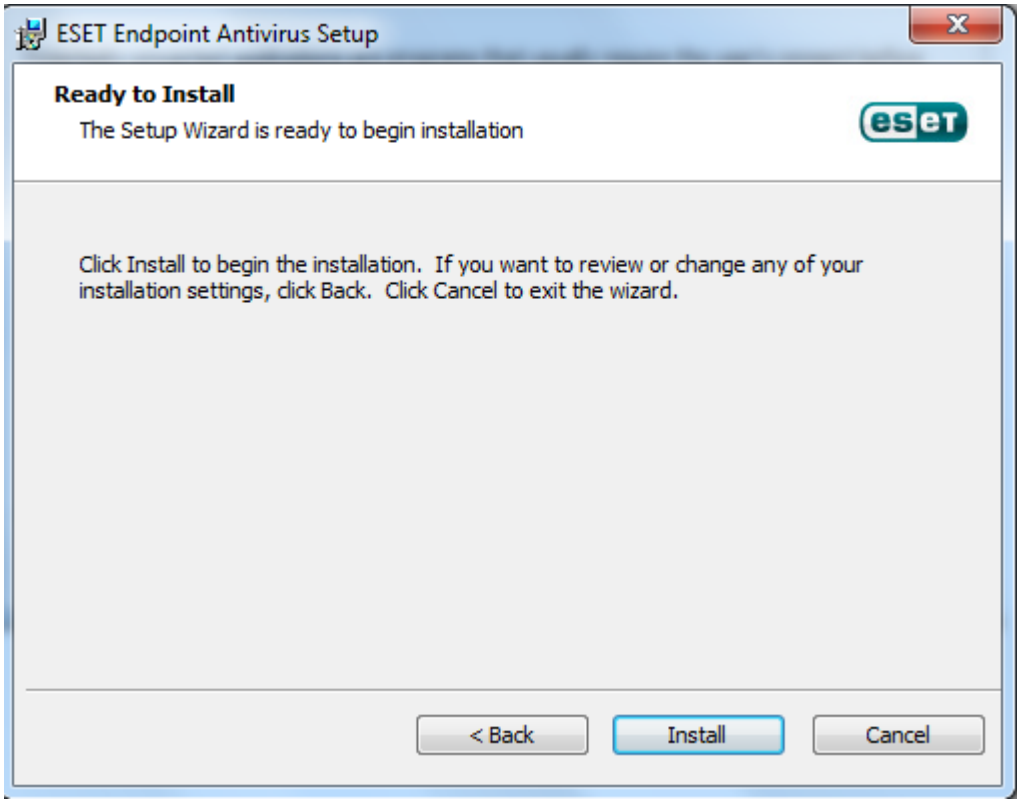
ESET Endpoint Antivirus Setup
Ready to Install
The Setup Wizard is ready to begin installation
eset
Click Install to begin the installation. If you want to review or change any of your installation settings, click Back. Click Cancel to exit the wizard.
< Back
Install
Cancel